

# HKBU Library Statistics 2020-21

---



Volume Count

**1,122,210**


Audiovisual Materials  
& Microforms (items)

**135,579**

Serials Count (titles)


**950**

---




e-Books

**1,631,030**



e-Journals

**167,216**



e-Databases

**403**

Library Website Access

**1,003,260**

e-Book Usage (BR2)

**651,644**

e-Journal Usage (JR1)

**1,342,072**

---



Library Visits

**348,104**

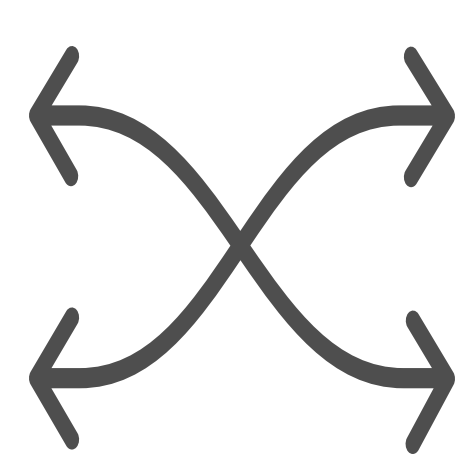

Study Places

**1,859**



Circulation Transactions

**133,613**



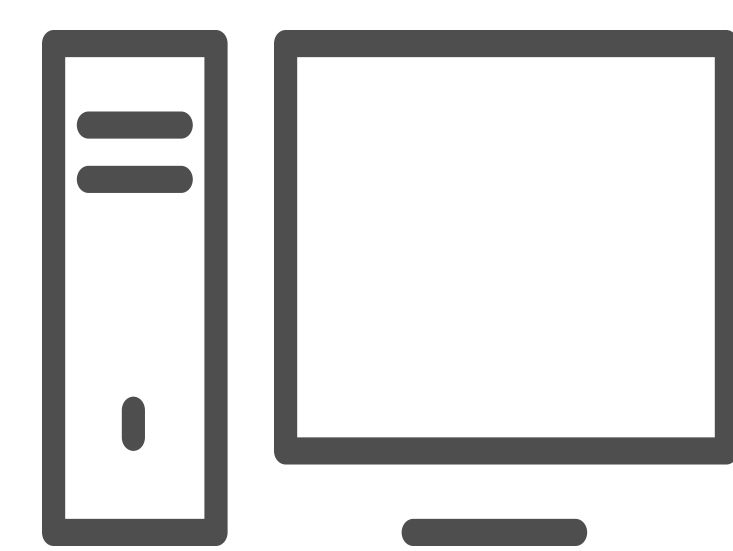
Interlibrary Loans

Provided **8,089** vols.  
to other libraries

Received **8,069** vols.  
from other libraries


Public  
Computers

**266**



Information Enquiries

**18,956**



Library Workshops  
(attendees)

**9,005**

---

Note 1 : Statistical data includes Main Library and branch libraries

Note 2 : Only includes figures from COUNTER-compliant databases providing JR1 and BR2 reports

Note 3 : Interlibrary Loans include HKALL

Note 4 : Study Places includes seats and standing spaces

Note 5 : Library Workshops include online workshops